


SOUTHWEST UNITED STATES ROAD TRIP GUIDE



BLACK GIRL WORLD TRAVELLER

SOUTHWEST UNITED STATES ROAD TRIP GUIDE



BLACK GIRL WORLD TRAVELLER

Copyright Disclosure

Copyright © 2021 by Black Girl World Traveller. You are welcome to print a copy of this e-book for your personal use only.

No part of this publication may be reproduced, distributed or transmitted in any form by any means including photocopying, recording, or other electronic or mechanical methods.

Media requests can be sent to:
blackgirlworldtraveller@gmail.com.

The content in this ebook is not professional advice. Black Girl World Traveller makes no representations of the current accuracy of any web information presented.

There are no affiliate links in this ebook. Every product and service discussed are things that I recommend at no financial benefit to me.

BLACK GIRL WORLD TRAVELLER

Table of Contents

INTRODUCTION	PG. 5
OVERVIEW OF TRIP	PG. 7
PACKING LIST	PG. 8
VEGAS	PG. 9
ZION NATIONAL PARK	PG. 12
GLEN CANYON	PG. 16
GRAND CANYON	PG.21
HOOVER DAM	PG. 29

Introduction

South West United States Road Trip Guide

Ever since the COVID-19 pandemic I have learned that I need to be more intentional with my travel. I never want to travel just for the sake of traveling. I have been making a more conscious effort to travel domestically, as the world slowly opens up. I do not think that the world will return to "normal" or to pre-pandemic times.

However, I do think that we can take active steps to be more mindful travelers. This includes taking advantage of all the treasures in the cities we live in, states near by & the country we live in.

I hope that this ebook inspires you to do the same. This ebook will provide you with all the information you need to have a successful roadtrip throughout the United States with a focus on Arizona, Nevada, and Utah.

Thank you for entrusting me along your journey.

-Shira

Introduction

South West United States Road Trip Guide

Whenever I plan travel I like to plan it in a way that makes sense. Vegas is a large hub and has an international airport so for me it made sense to start my trip there. I love using Google Maps to add stops on my road trips so that I can see the trajectory that I am taking on a trip.

This is the basis of any trip, but especially a road trip. Start your trip at a hub location, and plan a trip that has a trajectory that makes sense to you.

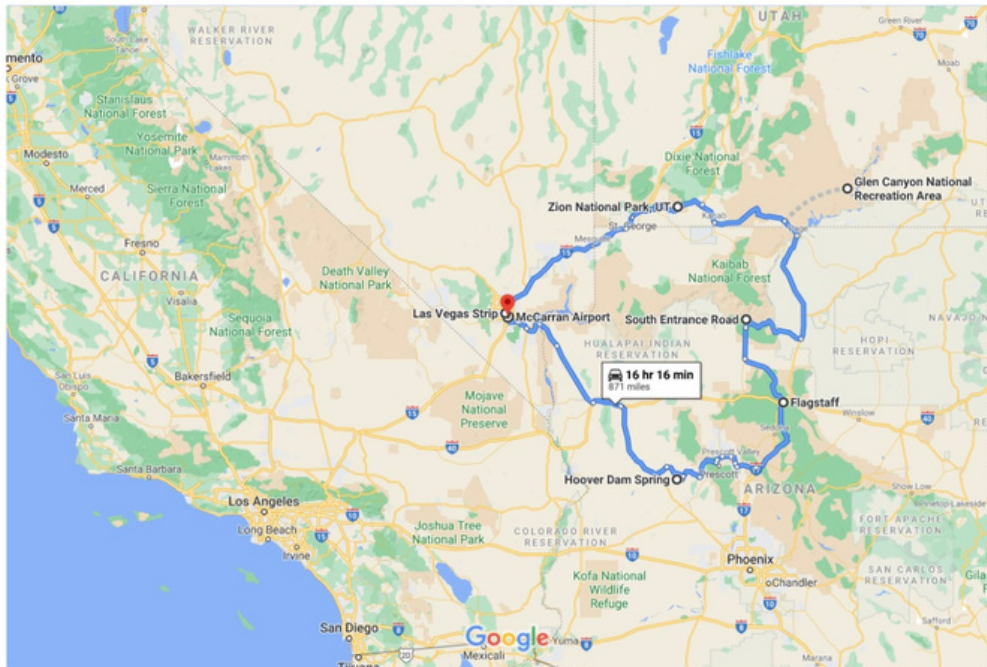
My purpose of this trip was to visit national parks. So every stop I added along the way had to include a national park and ultimately had to lead me back to final destination, Vegas.

Take a look below at the map that I created:

Overview of Trip

South West United States Road Trip Guide

Here is a screenshot of the stops I visited along the way.



In order of appearance:

- McCarran International Airport
- Las Vegas Strip (I stayed here for a day and a half)
- Zion National Park (Springdale, Utah)
- Glen Canyon (Page, Arizona)
- Flagstaff, Arizona
- Hoover Dam
- McCarran International Airport

Packing List

South West United States Road Trip Guide

Here's a packing list of things you will need for your roadtrip:

1. Passport or Driver's License
2. Sneakers
3. Soap (body and face soap)
4. Mini first aid kit
5. Toothbrush with cover
6. Sunglasses
7. Toothpaste
8. Bookbag
9. Vaseline
10. Portable Phone charger (Portable)
11. Perfume (Travel Size)
12. Pads/ Tampons
13. Nivea Creme (put in travel size cup)
14. Purse
15. Wallet
16. Shower shoes
17. Filming Equipment: GoPro, Black portable charger, Gopro charger, portable charger's charger, selfie stick, headphones)
18. 3 regular outfits (To wear on the strip & while in Vegas)
19. 5 workout outfits (1 for each day of traveling)

Don't forget to head to a supermarket to purchase all of your snacks and breakfast items for the road.

Things to do in Vegas

South West United States Road Trip Guide

Vegas focuses on a few things: gambling, partying, entertainment, and shopping. So spend your time doing those things at your convenience. Walking the strip was my favorite part because I felt like I could see everything.

Bring good walking shoes and be prepared to get those steps in. While walking the strip you can get 32oz margarita drinks from just about anywhere. Never wait in a long line for them. I went to the restaurant Wabo Cabo and paid \$20 for mine. Definitely overpriced but that is Vegas for you. You can explore Vegas in 36 hours and never have to go again.

Other activities to consider, but not included in this guide are:

Ziplining at the Linq

Touring the Coca Cola Store (Free!)

Obeservation Wheel (High Roller)

Things to do in Vegas

The Strip



Black Girl World Traveller

Things to do in Vegas

Bellagio Bonatival Gardens

The botanical gardens are located inside the Bellagio Hotel. The gardens are small so plan to spend no more than 15 minutes here. This is a popular spot for families to bring their children.



Zion National Park

South West United States Road Trip Guide

First stop. Zion National Park is located in Springdale, Utah. It is known for its steep red cliffs. Zion is an absolute treasure.

Expect long lines to enter the park. This is a frequently visited attraction. Purchase your annual National Parks Pass here upon arrival. \$80 and can be used to enter in any federal national park for one year. Parking is free inside the park.



Zion National Park

South West United States Road Trip Guide

Zion National Park, located in Springdale, Utah.

The views are incomparable. Look for the signs for the Canyon Overlook Trail. It is an easy to medium hike and takes about 15-30 minutes to complete.



Black Girl World Traveller

Zion National Park

South West United States Road Trip Guide

Zion National Park, located in Springdale, Utah. This is a great location to get tons of pictures. The red steep cliffs are breathtaking.



[Black Girl World Traveller](#)

Zion National Park Accommodations

I stayed in this hotel, which was more like a motel, located in La Verkin, Utah. 30 minutes away from Zion Park.

The owner was very nice and helped me with my car. Good place to stay for the night. \$90 per night.



Black Girl World Traveller

Food

After hiking and working up an appetite, head to Stage Coach Grille. The steakhouse is located directly across the street from Hotel Zion Inn in La Verkin, Utah. Expect to pay about \$30-\$35 for a meal.



Black Girl World Traveller

Food

After hiking and working up an appetite, head to Stage Coach Grille. The steakhouse is located directly across the street from Hotel Zion Inn. Expect to pay about \$30-\$35 for a meal.

The crab cakes and seafood pasta are delicious! My full meal came up to \$75.00. Worth ever penny.



Black Girl World Traveller

Horseshoe Bend

South West United States Road Trip Guide

Horseshoe Bend is a horseshoe-shaped incised meander of the Colorado River located near Page, Arizona. It is located inside Glen Canyon. Hiking to horseshoe bend is more like a stroll and would be rated very easy. Parking is \$10.



Black Girl World Traveller

Horseshoe Bend

South West United States Road Trip Guide

Horseshoe Bend is a horseshoe-shaped incised meander of the Colorado River located near Page, Arizona. It is located inside Glen Canyon. Hiking to horseshoe bend is more like a stroll and would be rated very easy.



Hanging Garden Trail

South West United States Road Trip Guide

Since it won't take long to explore Horseshoe Bend, you can also head to the Hanging Garden Trail, which is about 5 minutes away. This is another very easy hike with gorgeous views. Free parking and free entry.



Hanging Garden Trail

South West United States Road Trip Guide

You can go to the top of the rocks, like the ones pictured here if there is a path marked out for you. There will be stones placed in a row to let you know if it is marked out for you.



Best Western of Lake Powell

South West United States Road Trip Guide

The Best Western of Lake Powell Hotel is located close to Glen Canyon. You have the option of choosing a room with a view of the mountains. They also provide a small breakfast that includes a muffin, fruit, granola bar, and water.

This was the best hotel on the trip because it was an actual hotel. As you road trip throughout the United States you will see establishments advertised as hotels but are really motels. Since the Best Western is a chain, you probably have more idea of what to expect.

While I have not included any photos, [click here](#) for the website. The photos are accurate.

Lastly, the hotel provides you with a list of marinas and other canyons to check out in the area and the staff are friendly. I would stay here again. \$70-\$80 per night.

Food

South West United States Road Trip Guide

There are tons of restaurants located near Lake Powell. I enjoyed El Tapatio which is a Mexican restaurant. The prices were reasonable and the portions were large. I paid \$39.00 for an appetizer, entree, and 1 alcoholic beverage.



Grand Canyon

South West United States Road Trip Guide

The Grand Canyon is a natural formation of red rocks located in Arizona. It is breathtaking and a must visit. No pictures could ever do it justice. During COVID-19 visitors have to visit through the South Entrance located in Tusayan, Arizona. In order to really enjoy the Grand Canyon you'll have to spread your trip out over at least two days.

That way you will not feel rushed and can explore at your own pace. The Grand Canyon is included in your National Parks pass so entry & parking are free.

Bring snacks and water for your visit. You're going to need it especially for day 2.

The hiking is strenuous. You will be extremely tired and sore but that makes for a great adventure. You can always go at your own pace no matter which trail you take.

Lastly, plan to arrive early between 9:00am-10:00am. Expect long lines to enter the park.

Day 1- I recommend you explore Mather Point View

Day 2 - Desert View (Hiking)

Grand Canyon Day 2

Mather Point View



Black Girl World Traveller

Grand Canyon Day 2

Desert View



Black Girl World Traveller

Grand Canyon Day 2

Desert View

Look for checkpoints as you hike!



Black Girl World Traveller

Accommodations

Hotel Aspen Flagstaff

You may want to consider staying at a bed & breakfast or paying the extra money for a hotel closer to the Grand Canyon. Flagstaff is the closest city, but a 90 minute drive away from the Grand Canyon. After a day at the Grand Canyon can be exhausting.

If I could do the trip again, I would have paid extra to stay closer to the Grand Canyon.

I stayed at Hotel Aspen Flagstaff which was more like a motel. It is located just off of Route 66.

The accommodation was basic and they provided free coffee in the room. I would not stay in the hotel again. \$80 per night.

Accommodations

Hotel Aspen Flagstaff



Black Girl World Traveller

Food

South West United States Road Trip Guide

Road trip food is mainly fast food. Along Route 66 you can find just about every fast food restaurant you can think of.

However, downtown Flagstaff has solid food places that you may want to consider as an alternative to fast food or if you are not able to cook your own food.


You can simply do a google search of "Food near me" to find a wide variety of restaurants.

I had an average ramen dinner from Sosoba's Ramen that I wouldn't have again. There are tons of restaurants though so read reviews and take your pick!

Food

Martanne's

Martanne's is a well known Mexican restaurant in Flagstaff. Tons of travelers were in and out. I waited 15 minutes for a table and the service was extremely quick. Careful you may be a little gassy after your meal! Total was \$20 with tip and drink included.



Black Girl World Traveller

Hoover Dam

South West United States Road Trip Guide

As you end your trip and make your way back to Vegas, I recommend stopping at the Hoover Dam. During COVID-19 all tours have been cancelled so you cannot go down into the turbines. I think it's still worth a visit.

You're still able to learn a lot about American History, the folks that died creating the Hoover Dam and the history behind the structure.

Parking is technically free but most people park in the garages which are \$10.

Note: There is a security check-point before you enter the Dam. You are required to roll down all of your windows so security can see inside. Guns are not allowed in the Dam.

Hoover Dam

South West United States Road Trip Guide



Black Girl World Traveller

Southwest United States Road Trip Budget

Sample Budget for a 5 day road trip.

EXPENSE NAME	APPROX AMOUNT
Round Trip Flight	\$110.40
Accommodations	\$554.95
Food	\$275
Rental Car	\$400
Approximate Total:	\$1,400

Backpacking while Black

Conclusion

I hope this ebook helps you plan an awesome road trip. This trip was about 18 hours of driving over 5 days and was one of my greatest travel experiences.

Sometimes we need to be grateful for what we have right in front of us. I studied American history in college and still feel like there is so much more to see and learn about America. And I'm excited to visit more national parks!

Every time you travel, you become stronger and wiser. I am honored that you have entrusted me to be apart of your journey.

For more resources, please review [this itinerary](#). If you need more resources feel free to contact me. Good luck on your travels!

THANK YOU!



BLACK GIRL WORLD TRAVELLER